


# weha

German designed-  
built to last

Volume 2 - 2013




Weha 3 Step Polishing Pads  
Pg. 10



Achilli Rail Saw  
Pg. 38



Weha Large Transport  
A-Frame Cart  
Pg. 19



Weha SQ Super Quad Turbo  
Blade - Ultra Premium  
Pg.2



Weha Rubber Diamond  
Cupwheel - Pg.5

Weha QB9 - Rear Exhaust  
Air Polisher - Pg. 15



Weha Carry Clamps  
Pg. 23



Weha Carbon Fiber Rodding  
Pg. 14



1408 Center Park Dr.  
Charlotte, NC 28217  
Toll Free: 1.877.315.4761  
Local: 704.940.0115  
Fax: 704.583.3166  
[www.wehause.com](http://www.wehause.com)  
email: [info@wehause.com](mailto:info@wehause.com)

## Weha Matrix S Diagonal Diamond Blade

The Weha Matrix S is a premium layered diamond blade designed to cut fast, clean and quite. Unlike other layered blades, the Weha Matrix S diamonds are layered at a diagonal to the core. This allows 100% continuous cutting. Other layered diamonds have a layer of diamond and a layer of filler, then another layer of diamond. Because of the continuous layer of diagonal diamonds, the Weha Matrix S 18mm height will last as long as other 20-25mm height blades.

- Diagonal layered diamond
- 18mm lasts as long as 25mm
- For all horsepower saws
- 12" excellent on cnc saws
- Austrian segment
- German core
- Silent core
- 60/50 arbor


Part #	Description
VZ051412	12" Weha Matrix S 12"x60/50x18mm SC Blade
VZ051413	14" Weha Matrix S 14"x60/50x18mm SC Blade
VZ051414	16" Weha Matrix S 16"x60/50x18mm SC Blade
VZ051468	18" Weha Matrix S 18"x60/50x18mm SC Blade

## Weha GR-29 Split Segment

Weha GR-29 split segment blades are designed for fast cutting. The split segment continuously pulls the slurry away from the cut. 20mm segment.

- Austrian segment
- Split segment for fast cutting
- For all horsepower saws
- German core
- Silent core
- 60/50 arbor

Part #	Description
VZ051228	14" Weha GR-29 14"x60/50x20mm SC Blade
VZ051229	16" Weha GR-29 16"x60/50x20mm SC Blade
VZ051230	18" Weha GR-29 18"x60/50x20mm SC Blade



## Weha SW Dual Layer Diamond Blade

Weha SW Dual Layer Diamond blade combines both traditional diamond bond with the new Layered diamond technology to create an extremely fast, clean cut with exceptional life of much taller segment blades. By combining both technologies, 100% of the 15mm height segment is filled with diamond, instead of having diamond filler, on the other layered diamond blades, which lose more than 5-8mm of segment height.

- Dual Layer Diamond Technology
- Extremely fast, aggressive cuts
- 15mm lasts as long as 20-25mm height blades
- For saws with 10HP or greater


Part #	Description
5300301	14" Weha SW Dual Layer 14"x60/50x15mm SC Blade
5400301	16" Weha SW Dual Layer 16"x60/50x15mm SC Blade
5450301	18" Weha SW Dual Layer 18"x60/50x15mm SC Blade
5500301	20" Weha SW Dual Layer 20"x60/50x15mm SC Blade





## Weha SQ Super Quad Turbo Blade - Ultra Premium

Weha SQ Super Quad blades are ultra premium turbo blades designed to cut fast and chip free. With air cool holes throughout the blade and a reinforced core, the blade will not flex and can be pushed hard through the stone. Granite, marble, universal use. Dry use. May be used wet. 4"-10" sizes available.



Part #	Description
51422	5" Weha SQ 5"x7/8"-5/8"x10mm Quad Holes
51423	6" Weha SQ 6"x7/8"-5/8"x10mm Quad Holes
51424	7" Weha SQ 7"x Dia x 7/8"-5/8"x10mm
51425	8" Weha SQ 8"x Dia x 7/8"-5/8"x10mm

## Weha EB Quad Turbo Blade - Premium


Weha EB Quad blades are premium turbo blades designed for granite, marble, ceramic materials. The Weha EB blade will give a very sharp, clean cut with great life. Designed with air cool holes to stay cool for continuous cutting. Dry use. May be used wet. 4"-14" sizes available.

Part #	Description
51472	5" Weha SQ 5"x7/8"-5/8"x10mm Quad Holes
51473	6" Weha SQ 6"x7/8"-5/8"x10mm Quad Holes
51474	7" Weha SQ 7"x Dia x 7/8"-5/8"x10mm



## Weha ST Side Cut Quad Turbo Blade

Weha ST Side Cut Quad blades are ultra premium turbo blades designed for granite, marble, ceramic materials. The Weha ST blade is extremely aggressive in cutting but leaves the stone super smooth because of the side diamonds. Designed with air cool holes to stay cool for continuous cutting. Strong core for grinder use. Dry use. May be used wet. 4"-10" sizes available.





Part #	Description
51459	4" Weha ST 4"x7/8"-5/8"x10mm Quad Holes
51460	5" Weha ST 5"x7/8"-5/8"x10mm Quad Holes
51461	6" Weha ST 6"x Dia x 7/8"-5/8"x10mm Quad Holes
51462Q	7" Weha ST 7"x Dia x 7/8"-5/8"x10mm Quad Holes & Dia

## Weha TF Extra Thin Quad Turbo Blade

Weha TF Quad blades are extra thin turbo blades designed to cut fast and virtually chip free. With air cool holes around the blade and a reinforced core, the TF blade will not flex for a fast, straight aggressive cut. Granite, marble, ceramic. Dry use. May be used wet. 4"-14" sizes available.

Part #	Description
51440	4" Weha TF 4"x7/8"-5/8"x10mm Quad Holes
51442	5" Weha TF 5"x7/8"-5/8"x10mm Quad Holes
51443	6" Weha TF 6"x Dia x 7/8"-5/8"x10mm Quad Holes
51444	7" Weha TF 7"x Dia x 7/8"-5/8"x10mm
51445	8" Weha TF 8"x Dia x 7/8"-5/8"x10mm





## Weha Wave Core Turbo Blade - Thick Core


The Weha Wave Core Turbo blade is a heavy duty 2.3mm thick strong core for heavy grinding and cutting. With a soft bond designed for granite, this wave core blade is built to withstand multi uses in the shop. 4"-12" sizes available. Dry use. May be used wet.

Part #	Description
51832	5" Weha Wave Core 5"x7/8"-5/8"x10mm Quad Holes

## Weha Mesh Turbo Blade - Thin

Weha Mesh Turbo blade is an extra thin blade designed to leave the material smooth and chip free. Because the blade is only 1.2mm thick, the blade cuts fast on porcelain, granite, and any hard tile. Dry use. May be used wet.

- Only 1.2mm thick
- Excellent on engineered Stone
- Smooth and chip free cuts
- Perfect for porcelain tile



Part #	Description
51430	4" Weha Mesh 4"x7/8"-5/8"x10mm Quad Holes
51432	5" Weha Mesh 5"x7/8"-5/8"x10mm Quad Holes
51433	6" Weha Mesh 6"x7/8"-5/8"x10mm Quad Holes

## Weha Vacuum Brazed Marble Blade

Weha Vacuum Brazed Marble Blade is designed specifically to work on marble, limestone, travertine, and other soft stones for a virtual chip free cut.

- New patented Vacuum Brazing Technology
- Extremely fast, aggressive cut
- Drastically longer life
- Outstanding on all marble, limestone, travertine, etc.



Part #	Description
5125090	Weha 5"x7/8" Vacuumed Brazed Marble Blade
5150090	Weha 6"x7/8" Vacuumed Brazed Marble Blade
5180090	Weha 7"x7/8" Vacuumed Brazed Marble Blade

## Weha Continuous Rim Blade

Weha Continuous Rim Blades are designed to cut chip free, fast, and provide excellent life due to high diamond concentration. This blade is designed specifically for cutting natural stone and glass.

- Premium quality
- Chip free on glass material
- Excellent on natural stone
- Excellent with mosaic tile

Part #	Description
51506	6"x20mm x 7mm Continuous Rim
51510	10"x1"x20mm x 7mm Continuous Rim
51511	12"x1"x20mm x 8mm Continuous Rim



## Weha Duo Marble Blade



- Diamonds on both sides
- Comes with quad adapter
- 2 blades in one
- Use as a blade
- Flip it over for a new blade
- Use a cupwheel
- Smooth grinding, no chipping
- May be used wet or dry

Part #	Description
51071	4.5" Weha Duo 4.5"x7/8"-5/8"x10mm with Adapter

## Weha Double Vac Brazed Contour Blade

- Vac Brazed on both sides
- Super smooth finish
- Turns easily during bowl cutouts
- Air cool holes for continuous cutting



Part #	Description
VZDSH5	5" Weha Double Vac Brazed Contour 5"x7/8" - 5/8"

## Weha Diamond Rodding Blade for Stone "W" - Diamond

Part #	Description
51398	3"x 1/4"
51399	3"x3/8"
51400	4"x5/16"
51401	4"x3/8"
51402	4 1/2"x5/16"
51403	4 1/2"x3/8"
51404	5"x5/16"
51405	5"x3/8"



- Use on all natural stone.
- Perfect for cutting rodding channel for steel or fiberglass rods.



**Anchor Bit**

Part #	Description
30150	1/4"x3/8" Vac Brazed Anchor Bit

## Weha Diamond Blades for Cutting Bridge



- To cut the corner joints e.g. with stove cutouts
- For jigsaws make Galeski PGS 50 PGS 60 or Weha Minicut tools
- Must be used wet

Part #	Mat. Thickness	Material	Jigsaw Type
5019517	3 cm	Granite	PGS 60

## Weha Quad Adapters

Part #	Description
VZ051054	Aluminum Quad Adapter with Screws 5/8-11 thread
VZ051055	Brass Quad Adapter with Screws 5/8-11 thread







## Weha Double Height Cupwheel

The Weha Double Height Diamond Cupwheel has 2 rows of diamonds put together to drastically increase the life of the cupwheel. With a perfectly balanced steel body with specific air holes, allows the cupwheel to run true and stay cool, as well as reduce the weight. Can be used wet or dry. Max 10,000 rpm.

- Steel body
- Perfectly balanced
- Aggressive
- Double thick diamonds

Part #	Description
50204	4"x5/8"-11 Weha Double Height Cupwheel
50205	5"x5/8"-11 Weha Double Height Cupwheel

## Weha Rubber Diamond Cupwheel

The Weha Rubber Diamond Cupwheel is the ultimately the smoothest running cupwheel produced. The Rubber cupwheel has traditional diamond segments. But with a specially designed rubber that separates the diamonds from the aluminum thread, it completely absorbs all vibration from the tool and the stone. Can be used wet or dry. Max 10,000 rpm.

- Rubber backed
- Vibration free
- Super Smooth
- Easier on the grinder
- Less user fatigue

Part #	Description
50250	4"x5/8"-11 Weha Rubber Diamond Cupwheel - Coarse
50251	4"x5/8"-11 Weha Rubber Diamond Cupwheel - Medium
50255	5"x5/8"-11 Weha Rubber Diamond Cupwheel - Coarse
50256	5"x5/8"-11 Weha Rubber Diamond Cupwheel - Medium



## Weha WX2 Cupwheel/Blade/Rodding Blade

The Weha WX2 Multi Blade/Cupwheel is an extremely versatile tool for both the shop and the job site. The WX2 can be used as a diamond cupwheel for aggressive, yet smooth finish grinding. It can be used as a traditional diamond impregnated diamond blade for cutting with a grinder. And with a thickness of 3/16" it can also be used as a rodding blade! Made with premium quality diamonds, the WX2 can be a one stop blade for multiple uses in the shop and on the jobsite. Comes with the quad adapter. Can be used wet or dry. Max 10,000 rpm.

- Cutting
- Grinding
- Rodding
- Comes with Quad adapter

Part #	Description
50270	4"x5/8"-11 Weha WX2 Diamond Cupwheel
50271	4.5"x5/8"-11 Weha WX2 Diamond Cupwheel
50272	5"x5/8"-11 Weha WX2 Diamond Cupwheel

## Weha Resin Cupwheels



- Resin Filled
- Chip-free finish
- Smooth running

Part #	Description
7680	4"x5/8"-11 Resin Filled Cupwheel-Course
7681	4"x5/8"-11 Resin Filled Cupwheel-Medium
7682	4"x5/8"-11 Resin Filled Cupwheel-Fine

## Weha Aluminum Cupwheel

- Turbo style for fast stock removal
- 5/8-11 thread
- Light weight aluminum back
- Perfectly balanced
- 3 grits available from stock removal to honing
- Water displacement for effective wet use
- May be used WET or DRY



Part #	Description
VZ050201	4"x5/8" Aluminum Cupwheel - Coarse
VZ050202	4"x5/8" Aluminum Cupwheel - Medium
VZ050203	4"x5/8" Aluminum Cupwheel - Fine



## Weha Vacuum Brazed Contour Cupwheel

- High quality for granite & marble
- Contour shape allows inside radius grinding
- Smooth, chip free results
- 5/8-11 thread
- Super light weight cupwheel
- May be used WET or DRY

Part #	Description
VZ050272	4"x5/8"-11 Vac Brazed Contour Cupwheel
VZ050273	4.5"x5/8"-11 Vac Brazed Contour Cupwheel

## Weha Vacuum Brazed Flat Cupwheel

Part #	Description
30230	Weha 4" Vac Brazed Flat Diamond Cupwheel - Course
30231	Weha 4" Vac Brazed Flat Diamond Cupwheel - Medium
30232	Weha 4.5" Vac Brazed Flat Diamond Cupwheel - Course
30233	Weha 4.5" Vac Brazed Flat Diamond Cupwheel - Medium
30234	Weha 5" Vac Brazed Flat Diamond Cupwheel - Course
30235	Weha 5" Vac Brazed Flat Diamond Cupwheel - Medium



## Weha Duo Side Cut Blade/Cupwheel

- Multi purpose use for granite, marble and other stone
- For use as a blade for cutting
- Use as a flat cupwheel for grinding
- Diamonds on both sides
- When one side wears out, flip it over for a brand new blade!
- Comes with Quad Adapter
- Smooth grinding, Virtually no chipping
- May be used WET or DRY



Part #	Description
VZ051071	Weha 4.5" Duo Side Cut Blade/Cupwheel

## Weha High Speed Dry Core Bit Interior and Exterior Diamonds

Weha High Speed Dry Core Bits are premium grade for super fast cutting. With diamonds both inside and outside the barrel to reduce drag, heat, and friction, along with high diamond content segments, the Weha dry core bit will drill holes in 3cm granite in less than 30 seconds. For optimum drilling run at 10,000 rpm. Dry use. May be used wet. Other sizes available.



Part #	Description
20137	1 1/4"x4"x5/8-11 High Speed Core Bit-Dry
20138	1 3/8"x4"x5/8-11 High Speed Core Bit-Dry
20139	1 1/2"x4"x5/8-11 High Speed Core Bit-Dry
20140	1 3/4"x4"x5/8-11 High Speed Core Bit-Dry
20141	2"x 4"x 5/8-11 High Speed Core Bit-Dry

## Weha 1/2 Gas CNC Thin Wall Core Bits

Weha 1/2 Gas CNC Thin Wall Corebits are designed specifically to give unparalleled life, speed, and zero blow out on CNC machines. Other sizes available.

Part#	Description
20155	1 1/4"x4"x1/2" Gas Thread CNC Core Bit
20156	1 3/8"x4"x1/2" Gas Thread CNC Core Bit
20157	1 1/2"x4"x1/2" Gas Thread CNC Core Bit
20158	1 3/4"x4"x1/2" Gas Thread CNC Core Bit
20159	2"x4"x1/2" Gas Thread CNC Core Bit
20160	3"x4"x1/2" Gas Thread CNC Core Bit



## Weha Thin Wall Core Bit

Weha Thin Wall Core Bits are designed for shop use. Thinner than standard core bits, the Weha Thin Wall will drill fast with less pressure. Excellent life! Wet use only. Other sizes available.



Part #	Description
70135	3/4x4"x5/8-11 Thin Wall Core Bit-Wet
70136	1"x4"x5/8-11 Thin Wall Core Bit-Wet
70137	1 1/4"x4"x5/8-11 Thin Wall Core Bit-Wet
70138	1 3/8"x4"x5/8-11 Thin Wall Core Bit-Wet
70139	1 1/2"x4"x5/8-11 Thin Wall Core Bit-Wet
70142	2"x4"x5/8-11 Thin Wall Core Bit-Wet
70145	2 1/2"x4"x5/8-11 Thin Wall Core Bit-Wet
70146	3"x4"x5/8-11 Thin Wall Core Bit-Wet
70148	4"x4"x5/8-11 Thin Wall Core Bit-Wet

## Weha Non Core Bits

Weha small diameter core bits are excellent for anchor bolts, screws, brackets, etc.



Part #	Description
20120	1/4" Non Core bit 5/8-11 Thread
20121	3/8" Core Bit 5/8-11 Thread
20122	1/2" Core Bit 5/8-11 Thread

## Weha Water Rings

Weha Water rings are designed to create a vacuum to the stone to hold water while drilling holes on the job site.



Part #	Description
4520	Weha Water Ring 1 1/2"
4521	Weha Water Ring 3"



## Weha Graphite Router Bits



Weha graphite router bits are designed to give great life and still be aggressive enough for fast profiling on all granites, engineered stones, and hard marbles.

The graphite bond allows the bit to be super aggressive and yet leave the stone as smooth as traditional continuous rim router bits.

- Graphite/Metal Bond
- Super aggressive
- Smooth finish
- Long life
- For all portable routers
- Available in Pos 1, 2
- 11,000 RPM
- Wet use

Part #	Description
30310	2cm A radius Pos 1
30316	2cm B Demi Bull Pos 1
303162	2cm B Demi Bull Pos 2
30317	3cm B Demi Bull Pos 1
30318	3cm B Demi Bull Pos 2
30314	2cm E Bevel Pos 1
30315	3cm E Bevel Pos 1
30319	2cm F Ogee Pos 1
303192	2cm F Ogee Pos 2
30320	3cm F Ogee Pos 1
303202	3cm F Ogee Pos 2
30323	2cm V Full Bullnose Pos 1
303232	2cm V Full Bullnose Pos 2
30321	3cm V Full Bullnose Pos 1
303212	3cm V Full Bullnose Pos 2
30322	4cm V Full Bullnose Pos 1
303222	4cm V Full Bullnose Pos 2

## Weha Vacuum Brazed Profile Bits



Part #	Description
30219	Weha 3/16" A Radius Vac Brazed Profile Bit
30220	Weha 3/8" (10mm) A Radius Vac Brazed Profile Bit
30221	Weha 1/2" A Radius Vac Brazed Profile Bit
30222	Weha 3/4" A Radius Vac Brazed Profile Bit
30223	3/8" E Bevel Vac Brazed Profile Bit
30226	Weha 2cm (20mm) F Ogee Vac Brazed Profile Bit
30227	Weha 2cm V Full Bullnose Vac Brazed Profile Bit

\* Medium and Fine Grits Available

## Weha Resin Filled Zero Tolerance Wheels

- Perfectly balanced
- Aggressive stock removal
- Smooth finish
- Long life
- Resin filled
- Center water feed
- Wet or dry use
- 10,000 rpm



Part #	Description
30210	1"x1 1/2" 5/8"-11 thread Zero Tolerance Wheel Coarse
30211	2"x1 1/2" 5/8"-11 thread Zero Tolerance Wheel Coarse
30211M	2"x1 1/2" 5/8"-11 thread Zero Tolerance Wheel Medium
30212	3"x1 1/2" 5/8"-11 thread Zero Tolerance Wheel Coarse
30212M	3"x1 1/2" 5/8"-11 thread Zero Tolerance Wheel Medium

## Weha Vacuum Brazed Zero Tolerance Wheels

Part#	Description
30215	Weha 2"x2" 5/8"-11 thread Vac Brazed Zero Tolerance Wheel Top Bearing
30216	Weha 3"x2" 5/8"-11 thread Vac Brazed Zero Tolerance Wheel Top Bearing





## Snail Lock Back-Up Pad

Part #	Description
VZ051040	4"x5/8" Brass Snail Lock Back-Up Pad
VZ051041	5"x5/8" Brass Snail Lock Back-Up Pad

## Flexible Back-Up Pad

Part #	Description
VZ051048	3"x5/8"-11 Flexible Back-Up Pad
VZ051045	4"x5/8"-11 Flexible Back-Up Pad
VZ051051	5"x5/8"-11 Flexible Back-Up Pad



## Rigid Back-Up Pad

Part #	Description
VZ051049	3"x5/8"-11 Rigid Back-Up Pad
VZ051046	4"x5/8"-11 Rigid Back-Up Pad
VZ051052	5"x5/8"-11 Rigid Back-Up Pad

## Super Flex Back-Up Pad



Part #	Description
VZ051035	3" Super Flex Back-Up Pad
VZ051036	4" Super Flex Back-Up Pad
VZ051037	5" Super Flex Back-Up Pad

## Back-Up Pads

Back up pads are a "must have". But you "must have" good quality back up pads! Weha answers that need with quality back up pads that you can count on. Made with brass threads, A+ quality rubber, and premium hook and loop material, Weha ensures that these back pads will not come apart, even with heat and dry polishing. **The Weha back up pads are the "must have" back up pads.**

## Aluminum Back-Up Pad



Part #	Description
51078	4"x5/8"-11 Aluminum Back-Up Pad
51079	5"x5/8"-11 Aluminum Back-Up Pad

## Weha Turbo Back-Up

Part #	Description
51080	3.5"x5/8"-11 Turbo Back-Up



# Weha 3-Step Polishing Pads

Weha 3-Step Polishing pads were built with quality, performance, and speed as its driving force. Weha wanted the fabricator to cut their polishing process in half the steps, saving 50% labor, doubling production, while improving the quality of the polish. Weha 3-Step pads have fully achieved this with results that have to be experienced to believe.

- Super flexible
- Up to 4500 RPM
- Incredible polish!
- Baltic Brown, Uba Tuba, Santa Cecilia- 3 steps and install it!
- Black absolute-follow with a Buff

Part #	Description
13340	Weha 3 Step #0
13341	Weha 3 Step #1
13342	Weha 3 Step #2
13343	Weha 3 Step #3
13344	Weha 3 Step set of 3(1-3)



*Step 0 to extend life of #1*

# Weha Engineered Stone Polishing Pads



Regular polishing pads have a tendency to “Burn” engineered Stones and leave resin marks in the material. The Weha ES pads have completely eliminated any possibility of that happening. Additionally, with the extremely high diamond content, the polish may be reached in as little as 5 steps. ES pads may also be used on granite and hard marbles. 3mm thick. The best engineered stone pads on the market!

- Super flexible
- Up to 4500 RPM
- Perfect polish
- Will not burn stone
- Wet use

Part #	Description
16450	Weha ES Polishing pad 50 grit
164100	Weha ES Polishing pad 100 grit
164200	Weha ES Polishing pad 200 grit
164400	Weha ES Polishing pad 400 grit
164800	Weha ES Polishing pad 800 grit
1641500	Weha ES Polishing pad 1500 grit
1643000	Weha ES Polishing pad 3000 grit

# Weha Xubi Pads

Part #	Description
VZP350	3" Xubi Polishing Pad 50 grit
VZP3100	3" Xubi Polishing Pad 100 grit
VZP3200	3" Xubi Polishing Pad 200 grit
VZP3400	3" Xubi Polishing Pad 400 grit
VZP3800	3" Xubi Polishing Pad 800 grit
VZP31500	3" Xubi Polishing Pad 1500 grit
VZP33000	3" Xubi Polishing Pad 3000 grit
VZP3FBB	3" Xubi Polishing Pad Black Buff
VZP450	4" Xubi Polishing Pad 50 grit
VZP4100	4" Xubi Polishing Pad 100 grit
VZP4200	4" Xubi Polishing Pad 200 grit
VZP4400	4" Xubi Polishing Pad 400 grit
VZP4800	4" Xubi Polishing Pad 800 grit
VZP41500	4" Xubi Polishing Pad 1500 grit
VZP43000	4" Xubi Polishing Pad 3000 grit
VZP4FBB	4" Polishing Pad F/P Black



Part #	Description
VZP550	5" Xubi Polishing Pad 50 grit
VZP5100	5" Xubi Polishing Pad 100 grit
VZP5200	5" Xubi Polishing Pad 200 grit
VZP5400	5" Xubi Polishing Pad 400 grit
VZP5800	5" Xubi Polishing Pad 800 grit
VZP51500	5" Xubi Polishing Pad 1500 grit
VZP53000	5" Xubi Polishing Pad 3000 grit
VZP5FBB	5" Xubi Polishing Pad Black Buff

- Outstanding performance
- Velcro backed
- Excellent for granite
- Wet use only
- 3 mm Thick
- Good life





- Starts super flexible
- Remains super flexible
- 3.4mm Thick diamond
- Up to 4500 RPM



## Weha Schein Polishing Pads

The new Weha Schein pads are a full 3.4mm thick! This very flexible pad will polish quickly, leave a brilliant polish, and will last much longer than standard polishing pads. Perfect for granite, hard marbles, engineered stones. Great pad at a great price! When compared to other polishing pads in their price range, the Schein will out flex, out polish, and out Shein the competition!

Part #	Description
11450	Weha Schein Polishing Pad 50 grit
114100	Weha Schein Polishing Pad 100 grit
114200	Weha Schein Polishing Pad 200 grit
114400	Weha Schein Polishing Pad 400 grit
114800	Weha Schein Polishing Pad 800 grit
1141500	Weha Schein Polishing Pad 1500 grit
1143000	Weha Schein Polishing Pad 3000 grit

## Weha Blitz Polishing Pads

The Weha Blitz are Ultra premium polishing pads designed to increase speed by 40% over other high quality polishing pads. Due to the high diamond content, the speed of these pads surpass all other polishing pads on the market. A 7 step pad will polish faster than other advertised 5 and 6 step pads, with a much richer, deeper polish. Extreme flexibility and 3mm thick, the Weha Blitz will tackle any granite, hard marble, and engineered stone.



Part #	Description
13450	Weha Blitz Polishing Pad 50 grit
134100	Weha Blitz Polishing Pad 100 grit
134200	Weha Blitz Polishing Pad 200 grit
134400	Weha Blitz Polishing Pad 400 grit
134800	Weha Blitz Polishing Pad 800 grit
1341500	Weha Blitz Polishing Pad 1500 grit
1343000	Weha Blitz Polishing Pad 3000 grit

- Super flexible
- Up to 4500 RPM
- Incredible polish
- 40% speed increase
- Wet use
- Compare to other Elite pads

## Weha Final Polish Buff Pads

Finding a final polish buff pad to do what it is meant to do has been quite difficult. Finally, Weha has produced a super high quality final buff pad that will achieve the purpose of what a buff pad is supposed to do: To top off the polishing process to perfectly match the original factory finish of the top of the slab or blend in the final touch of a surface scratch. The Weha Final buff pad will achieve that very result, without having to pay a fortune to get it!



**Compare to  
any buff on the market!**

Part #	Description
134FBB	Weha 4" Black Buff Final Polish Pad
134FBW	Weha 4" White Buff Final Polish Pad
135FBB	Weha 5" Black Buff Final Polish Pad
135FBW	Weha 5" White Buff Final Polish Pad

## Weha Honeycomb Dry Polishing Pads

Weha Honeycomb Dry polishing pads are great polishing pads for the price. Achieving both polish and life, the Weha Honeycomb pads will work on all types of granite, hard marbles, and other natural stone creating a beautiful polish. Very Flexible. May be used wet or dry. Maximum RPM 4500.



Part #	Description
VZDP450	Weha Honeycomb Dry Pad 50 grit
VZDP4100	Weha Honeycomb Dry Pad 100 grit
VZDP4200	Weha Honeycomb Dry Pad 200 grit
VZDP4400	Weha Honeycomb Dry Pad 400 grit
VZDP4800	Weha Honeycomb Dry Pad 800 grit
VZDP41500	Weha Honeycomb Dry Pad 1500 grit
VZDP43000	Weha Honeycomb Dry Pad 3000 grit

- Flexible
- Honeycomb style
- Great life
- Exceptional polish
- Up to 4500 RPM

## Weha Spiral Brick Dry Polishing Pads

Weha Spiral Brick dry polishing pads are premium diamond concentration pads designed to be used both on the jobsite as well as in the shop. With more diamond content, these dry pads polish faster, last longer than standard dry pads with a brilliant polish, and still remain extremely flexible throughout the life of the pad. They will create the same high quality polish as 7 step wet pads. Max RPM 5,000. Use wet or dry.



- Super flexible
- Up to 5000 RPM
- Incredible polish
- May be used wet or dry
- Premium quality

Part #	Description
DPS450	Weha Spiral Brick Dry Pad 50 grit
DPS4100	Weha Spiral Brick Dry Pad 100 grit
DPS4200	Weha Spiral Brick Dry Pad 200 grit
DPS4400	Weha Spiral Brick Dry Pad 400 grit
DPS4800	Weha Spiral Brick Dry Pad 800 grit
DPS41500	Weha Spiral Brick Dry Pad 1500 grit
DPS43000	Weha Spiral Brick Dry Pad 3000 grit

## Weha Turbo Polishing Pads

Weha 3.5" Turbo discs are designed to repolish surface scratches, flat edges, bevels, seams before laminating to get an super tight seam, as well as reaching tight corners with their special flare design. Very aggressive, extremely rigid, the Weha turbo discs will not allow waves during the polishing process and create a factory finished polish.

- Rigid
- Flare design
- Up to 4500 RPM
- Wet use

Part #	Description
TD3550	Weha 3.5 Turbo Polishing Pad 50 grit
TD35100	Weha 3.5 Turbo Polishing Pad 100 grit
TD35200	Weha 3.5 Turbo Polishing Pad 200 grit
TD35400	Weha 3.5 Turbo Polishing Pad 400 grit
TD35800	Weha 3.5 Turbo Polishing Pad 800 grit
TD351500	Weha 3.5 Turbo Polishing Pad 1500 grit
TD353000	Weha 3.5 Turbo Polishing Pad 3000 grit



## Weha CNC Finger Bits

### CNC Finger Bit



- 1/2 gas thread
- Up to 4500 RPM
- 14"-18" per minute
- Designed for natural & engineered stone
- 5 segments
- 22mm x 45mm dimensions
- Works on all CNC machines

### Weha Top Racer CNC High Speed Finger Bit

- Up to 36" per minute fully engaged
- Up to 8500 RPM
- 8 segments
- 20mm x 40mm dimensions



### Weha Vacuum Brazed CNC Finger Bit



Weha Marble CNC Finger Bit is incorporating worldwide patented NEW Vacuum Brazing Technology to create a marble CNC finger bit that will drastically outlast any other finger bit on the market, guaranteed!


The new Weha Patented Vacuum Brazed Technology does not destroy the diamonds during the vacuum brazing process, allowing much longer life of the diamonds.

- New Patented Vacuum Brazing Technology
- Drastically longer life
- Extremely fast, aggressive cut
- Outstanding on all marbles, limestones, travertine, etc.

Part #	Description
VZ051044	Weha 22mm x 45mm Green Finger Bit
C5002835	Weha 20mm x 40mm Red Top Racer
VD050917	Weha 22mm x 45mm Vacuum Brazed CNC Finger Bit

### 5 Step System


Part #	Description
114150	Position 1 Metal
114151	Position 2 Metal
114152	Position 3 Diamond
114153	Position 4 Diamond
114154	Position 5 Diamond



### Weha 10" Radial Arm Discs



#### Metal Bond



#### Resin Bond

Part #	Description
VZ051384	10" Metal Bond 50/60
VZ051385	10" Metal Bond 200
VZ051386	10" Metal Bond 400
VZ051387	10" Resin Bond 200
VZ051388	10" Resin Bond 400
VZ051389	10" Resin Bond 800
VZ051390	10" Resin Bond 1500
VZ051391	10" Metal Bond 3000
VZ051392	10" Final Polish, Black



## Rodding Stand

Stable, sturdy construction of galvanized steel. Easy exchange of material. Coil suitable for various GRP cross-sections. Designed STRONG!



Part #	Description
VZ080063	L40" x W26" x H36"

## Carbon Fiber Rodding



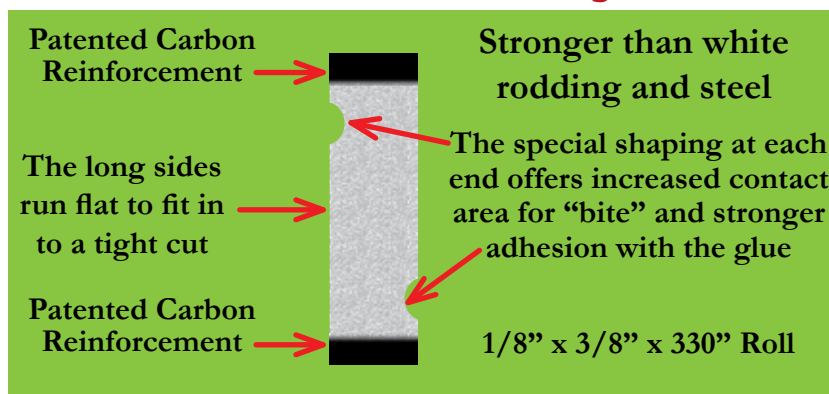
PVC profile made of glass fiber for the reinforcement of the kitchen tops. With carbonic fiber component part for high stability. A spline on both sides assures a very safe fastening.

Part #	Description
8160061	Flat section: 1/8" x 3/8" - Length: 328'



**25% Stronger than standard rodding**

### Carbon Fiber Advantage



## Fiberglass Rodding

Part #	Description
8160066	Flat section 1/8" x 3/8" - Length: 100'
8160065	Flat section 1/8" x 3/8" - Length: 300'



### Advantages of Fiberglass Rodding

- Will not rust over time.
- Mechanically bonds to the adhesive rather than just surrounding it like metal rodding.
- The labor and time savings with not having to clean grind each rod is more than enough to offset the costs of the fiberglass rodding.
- Fiberglass rodding is one of the strongest materials that can be used to increase load tolerance and deflection up to 1600%!
- Fiberglass rodding greatly increases safety. If a piece of stone breaks during an install with fiberglass rodding, the stone stays intact.
- Therefore no employees are injured nor any damages to the floor will need repaired.
- No waste! Comes in 300 foot roll. Quickly and easily cut the exact length you need.
- May be used on arches, round tables, or any special application.

## Weha QB9 Rear Exhaust Air Polisher



Light, convenient-sized and powerful wet grinder for continuous operation. Handle surface rubber-coated. Excellent use in connection with diamond resin abrasives. With air returning hose.

- Rear exhaust muffer
- Reversible side handle
- Spindle-thread: 5/8-11"
- Air required: 15 CFM @ 90 psi
- Weight: 3.5 lbs
- Front handle T-Grip
- Center water feed
- Max speed: 4000 rpm

Comes with a wrench, T-Grip handle, clip on water and dust shield.

Part #	Description
7270001	Weha QB9 Rear Exhaust Air Polisher

## Weha Speedy Water Fed Air Polisher

- 5/8-11 Thread
- Max. Speed: 4500 rpm
- Weight: 2.6 lbs
- Air Consumption: 16 CFM @ 90 psi
- Air Inlet: 1/4"
- Side exhaust
- Center water feed
- Comes with wrench, side handle, water guard, air hose, water hose



Part #	Description
7270012	Weha Speedy Water Fed Air Polisher

## Weha Stone Chisel

Fully automatic production of chiseled edges by breaking the slab edge. Faster processing in comparison with the traditional method. Improved ergonomic construction. Adjustable tool according to the slab thickness.




- Slab Thickness: Up to 5/8"
- Length: 14"
- Width: 11"
- Height: 115"
- Air Pressure: 90 PSI
- Air Req. per Stroke: 4cFM
- Weight: 32 lbs

Part #	Description
7264116	Weha Stone Chisel

## Weha Fabrication Work Table

- Load Capacity: 660 lbs
- Length: 78"
- Total Width: 24"
- Total Height: 40"
- 4 locking swivel casters
- 4 stabilizers/levelors
- Open top for easy bowl fabrication
- White rubber lined top; no scratches, or bleeding into material
- Lock hooks to combine multi work tables for workstation



Part #	Description
122816	Weha Fabrication Work Table

## Weha Basic Line Work Table




- Load Capacity: 882 lbs
- Length: 79"
- Total Width: 20"
- Total Height: 39"
- 2 fixed and 2 swivel casters with locks

Part #	Description
8161283	Weha Work Table

## Weha Slide/Lamination/Work Table

- Load Capacity: 660 lbs
- Length: 78"
- Total Width: 27"
- Total Height: 40"
- Open top for easy bowl fabrication
- White rubber lined top; no scratches or bleeding into material
- Lock hooks to combine multi work tables for workstation



Part #	Description
123021	Weha Flipper Slide/Lamination Table



## Achilli AFR-A



## Achilli SC500-PC



- Motorized and battery-powered, hydraulically operated system
- for the lifting and positioning of slabs
- Worktop adjustable in height from 650 to 960 mm to satisfy any working requirements
- Worktop 1380x2000 mm in size fitted with hard wearing plastic wheels for easy loading and off-loading of slabs, especially good when handling delicate materials
- Electronic battery charger included
- Loading capacity: 1,102 lbs
- Telescopic panel to facilitate controls reach
- Adjustable work top by control levers (Vers. SC 500-LC)
- Adjustable work top by corded pendant control unit (Vers. SC 500-PC)



Part #	Description
14409	Achilli SC500-LC
14410	Achilli SC500-PC

[www.achilliusa.com](http://www.achilliusa.com)

# Achilli

EVOLUTION IN STONE TECHNOLOGY

[www.achilliusa.com](http://www.achilliusa.com)  
*For Full Details & Options*



**ANR200CE**

**Achilli Rail Saw**



**ANR80CE**



**Achilli Edge Profiler**



**AMS**



*For Full Details & Options*  
[www.achilliusa.com](http://www.achilliusa.com)



## Weha Small Transport A-Frame Cart

The Weha 6' kitchen transport rack is designed and built to store and transport mid-sized stone countertops and island pieces.

- Load Capacity: 2205 lbs
- Length: 79"
- Width: 35"
- Load Height: 48"
- Galvanized Steel
- Width of Contact Surface: 12"
- Uprights: 8 (4 per side)
- Forklift Receivers

## Weha Large Transport A-Frame Cart

- Load Capacity: 3300 lbs
- Length: 91"
- Width: 35"
- Load Height: 49"
- Width of Contact Surface: 12"
- Uprights: 8 (4 per side)
- Forklift Receivers

**Both 122202 & 122203 come with:**

- Non-marking
- Doesn't leave spots/marks on stone
- Excellent for engineered stone, composite materials, marbles (especially white or light colored stone), all granites



Part #	Description
122134	Weha Small Transport A-Frame Cart
122203	Weha Large Transport A-Frame Cart



## Weha Mobile Conversion Kit

Weha Mobile Conversion Kit for the Weha transport carts is an excellent option to allow mobility around the shop.

- Set of 4 wheels: 2 fixed, 2 swivel
- Attaches to Weha Transport Carts
- Rated for 2000 lbs

Part #	Description
SET080088	Weha Mobile Conversion Kit

## Conversion Kit for Weha A-Frames

The Weha conversion kit easily converts any Weha A-frame into a mobile shop cart. Simply put the two wheels into the specially designed slots on one side and lift up on the other side with the hand dolly. Effortlessly move the A-frames throughout the shop! The Weha conversion kit consists of 1 hand dolly and 2 wheels. Made of galvanized steel and hard rubber for years of use!

**Set Includes: A-Frame, Dolly & 2 Wheels**

Part #	Description
SET080023	Conversion Kit for Weha A-Frames





## Single Sided A-Frame Cart

The Weha single-sided A-frame is excellent for install vans, box trucks, as well as for in shop use and can easily be placed against walls for saving space.

- Load Capacity: 2205 lbs
- Length: 78"
- Width: 26"
- Load Height: 46"
- Galvanized Steel
- Width of Contact Surface: 16"
- Uprights: 4
- Weight: 198 lbs
- Forklift Receivers



Part #	Description
8010483	Single Sided A-Frame Cart



## Large Single Sided-A Frame

- Width of Contact Surface: 16"
- Uprights: 5
- Weight: 220 lbs
- Forklift receivers

Part #	Description
800002	Large Single Sided A-Frame

## 32" Transport A-Frame

- Load Capacity: 2205 lbs
- Length: 78"
- Width: 32"
- Upright and straps: 8
- Load Height: 34"
- Total Width: 28"
- Weight: 220 lbs



Part #	Description
8010487	32" Weha Transport A-Frame

## Weha Backsplash Attachment

- Set of 5
- Fits all Weha Transport Carts
- Galvanized with rubber lining
- Holds backsplashes for easy transport
- Holds suction cup assemblies, 2x4, and other installation tools
- Allows countertops on bottom of transport rack and backsplash on top



Part #	Description
8010492	Weha Backsplash Attachment Set of 5

# Replacement Products for the Weha Transport A-Frames



## Weha Replacement Rubber

Weha replacement rubber for the Weha transport A-frames are super easy to exchange. Simply pull out the used, worn rubber and snap the new rubber in place. Sold by the liner foot.



Part #	Description
8020609ft	Replacement Rubber for A-Frames per foot - Black
119464ft	Replacement Rubber for A-Frames per foot - White

## HOW MUCH RUBBER DO YOU NEED?

*Replacement rubber is sold by the foot. Simply calculate the total number of feet that needs to be replaced. Weha will ship you a continuous roll based upon the number of feet you need. Then cut to specific length during installation.*

## White Rubber

- Non-marking
- Doesn't leave spots/ marks on stone
- Excellent for engineered stone, composite materials, marbles (especially white or light colored stone), all granites



## Weha Replacement Upright

The replacement upright for the Weha Transport A-frames come complete with the galvanized pole, replacement strap and buckle, as well as brand new protective rubber.

- Galvanized pole
- Replacement strap and buckle
- New protective rubber

Part #	Description
8020730	Replacement Upright for 6' A-frame 48" long upright
8020731	Replacement Upright for 8' A-frame 58" long upright

## Weha Replacement Strap and Buckle

Weha replacement strap and buckle for the A-frame transport cart uprights.

Comes with: Strap, Brass Hook & Metal Buckle



Part #	Description
VD080188	Replacement Strap & Buckle

## Weha Universal Stone Buggy



2 pneumatic and 2 locking swivel casters for easy movement



Integrated storage of supports when not in use



Use without supports for larger pieces

- Adjustable supports
- Load Capacity: 1102 lbs
- Total Width: 28"
- Length: 55"
- Total Height: 50"

- Load Height: 32"
- Load Depth: 9"
- Rubber lined base
- Rubber lined uprights



Comes with 6 rubber lined steel tube stop supports. 4 height adjustments

Part #	Description
8010159	Weha Universal Stone Buggy

## Weha Fab Stand

The Weha Fab Stand is a stackable, height adjustable work stand for laying out and fabricating stone. These fab stands are fantastic for complete kitchen layouts with templates. Stackable for transport and storage. Fully adjustable from 36"-42". Galvanized finish for longer life.

- Adjustable Height: 32-42"
- Weight: 26 lbs each
- Load Capacity: 520 lbs each

Part #	Description
VD080392	Weha Fabrication Stand each



## Weha Pit Fabrication Stands

The Weha Pit Heavy Duty Fabrication Stands are applicable for many workshop jobs. By means of mechanical cranking the trestles can be invariably adjusted to any desired working height. PVC-Covering protects the work piece. Collapsible supporting legs save space, when the PIT will be placed aside. Height adjustable legs permit an inclination of the loading surface. Adjustable foot pegs for leveling.

- Load Capacity: 1102 lbs each
- Length: 32"
- Total Width: 25"
- Adjustable Height: 31"-47"
- Weight: 66 lbs each



Part #	Description
VD080391	Weha Pit Fabrication Stand - each





## Weha Carry Clamps

The Weha Carry Clamps are designed for up to 4cm of material. Double handles for up to 4 people. The more weight that is lifted, the tighter the grip. Rubber pads prevent marks or damage to the stone. Comes as a set of 2. For hand use only.


- Opening Width: 0"-2"
- Weight: 4.4 lbs each
- Load Capacity: 176 lbs each



Part #	Description
8010406	Weha Carry Clamps Lifter - Set/2

## Weha Butterfly Slab Trolley

The Weha Butterfly Slab Trolley is a self-locking spring-loaded clamp for easily moving material around the shop as well as installation. Its pneumatic wheels easily roll over shop debris. The 35" steering handle is offset to easily move large pieces. All surfaces are galvanized, and load-bearing surfaces are coated with rubber for scratch resistant use. With a load capacity of 1100 lbs it will carry most any job!



- Load Capacity: 1102 lbs each
- Length: 22"
- Clamp Width: 3/4"-6"
- Weight: 67 lbs
- Pole Height: 35"
- 2 Pneumatic Wheels 11" dia.

## Weha Vacuum Cups

Heavy-duty and robust vacuum cups with high load capacity, especially for heavy and big work pieces with smooth surfaces. Vacuum control and safe work thanks to a warning marking. Handle made of brass.



- |   |   |
|---|---|
| <ul style="list-style-type: none"> <li>8" Plastic Handle Vacuum Cup</li> <li>• Load capacity horizontal: 175 lbs</li> </ul>   | <ul style="list-style-type: none"> <li>• Suction plate diameter: 8"</li> <li>• Weight: 2.5 lbs</li> </ul>   |
| <ul style="list-style-type: none"> <li>8" Metal Vacuum Cup</li> <li>• Load capacity horizontal: 265 lbs</li> <li>• Suction plate diameter: 8"</li> <li>• Weight: 3 lbs</li> </ul> | <ul style="list-style-type: none"> <li>10" Metal Vacuum Cup</li> <li>• Load capacity horizontal: 331 lbs</li> <li>• Suction plate diameter: 10"</li> <li>• Weight: 3 lbs</li> </ul> |

Part #	Description
V2080104	8" Plastic Handle Vacuum Cup
8010421	8" Metal Vacuum Cup
8010416	10" Metal Vacuum Cup

## Weha 8" Metal White Rubber Vacuum Cup

- Load Capacity: 176 lbs
- Non-marking
- Does not leave spots/marks on stone
- Excellent for ES stone, composite materials, marbles, all granites (especially white or light colored stone)



Part #	Description
122815	Weha 8" Metal White Rubber Vacuum Cup



## Weha Truck/Van Clamp Rack

Very useful, with tighteners for transport of windowsills, steps slabs etc. in a truck or a trailer. All contact surfaces rubber coated. No danger of slipping or being scratched. Safety due to very good lever mechanism. Set of two.

- Length 45"
- Total Height: 20"
- Clamping Width: 12"
- Weight: 44 lbs each



Part #	Description
8010725	Weha Truck/Van Clamp Rack

## Weha Red Boom

- Load Capacity: 4000 lbs
- Telescoping Length: 80" to 144"
- Fork Pockets: 24" on centers
- Usable Fork Pocket Height: 2 1/2"
- Usable Fork Pocket Width: 7 1/2"
- Finish: Painted Red



Part #	Description
VZ080041	Weha Red Boom

## Weha Forklift Eye Hook



For slipping onto the fork, stop pin prevents slippage, rotating crane hook with safety device.


- Load Capacity: 2205 lbs
- Fork Input: 5" x 3"
- Weight: 18 lbs

Part #	Description
8010591	Weha Forklift Eye Hook


## Weha Swivel Hook



Part #	Description
8020630	Weha Swivel Hook



## Weha Butler Clamp




Fixing assistance for simple aligning of mitre edges! Perfect and inconspicuous Optics with the production of Facings (so called aprons) to achieve a 45 degree sticking together (mitre). Our Butler facilitates the setting-up for a perfect result for you!

- Length: 8.4"
- Width: 5.4"
- Height: 12"
- Weight: 4 lbs
- Max Clamping Range: 7.1"
- Max. Material Thickness: 1.6"

Part #	Description
8161261	Weha Butler Clamp/Set of 2

## Weha Angle Suction Cup Assembly



The folding rail allows the safe transport of angle slabs. Special construction rail for locking on angles of 30°, 45°, 90°, 180°.

- Rail Length: 7'
- Weight: 40 lbs

Part #	Description
SET080041	Weha Angle Suction Cup Assembly

By means of a special pin-up device it is possible to connect the suction cups in order to move the rail and the suction cup together, as a complete unity. Time-saving especially when the set has to be used often and fast. To remove the suction cups only need to lift the rail slightly from the work surface. Suction cups can be slid up and down the rail.



## Weha Suction Assembly

Weha Suction Assembly consists of 2 capped aluminum rails and 12 double suction cups. It supports and protects your kitchen and bathroom tops in transport, reducing the chance of breaking the top. Special aluminum profiles allow a safe placement of the suction cups, which are individually adjustable.



Part #	Description
SET080040	Weha Suction Assembly

- Rail Length: 7'
- 12 - Double Cups



## Weha Suction Cups

Convenient-sized suction cups made of aluminum for lifting smooth and thick surfaces.

- Load Capacity: 176 lbs
- Suction Plate: 5"
- Weight: 1.4 lbs

Part #	Description
8010423	Weha Suction Cups

## Weha Replacement Cup for Suction Cup Assembly

Part #	Description
8010422	Weha Replacement Cup for Suction Cup Assembly






## Weha Ratchet Seam Setter & Leveler

Fine adjustments can be made by means of a micro adjustment screw creates a perfectly tight and level seam. It is also suitable for glueing of broken parts.

- Suction Plate: 8"
- Weight: 12.1 lbs




Level Equalizer



Part #	Description
8010418	Weha Ratchet Seam Setter & Leveler

## Weha Seam Setter

The Weha Seam Setter and double leveler is super quick and easy to use. 8" suction cups for over 300 lbs of lifting force. Super strong pull and exact millimeter assures perfectly tight and level seams. Comes with carry case.



- Suction Plate: 8"
- Weight: 11 lbs


Part #	Description
VZ080105	Weha Seam Setter

## Weha Single Seam Setter

The Weha Single Seam Setter was made specifically for pulling seams of countertops. Super easy to use. Simply lock the cups in place and pull the material together with the handle. Comes with a micro adjustment screw for exact, tight seams. Comes with 2 5" cups with protective caps.

Part #	Description
8010427	Weha Single Seam Setter

- Suction Plate: 5"
- Weight: 2.4 lbs



## Weha White Rubber Seam Setter

- Comes with carry bag
- Micro adjustment
- Non-marking
- Does not leave spots/marks on stone
- Excellent for ES stone, composite materials, marbles, all granites (especially white or light colored stone)



Part #	Description
122814	Weha White Rubber Seam Setter



## Weha Lifters

Light and compact construction. Reinforced pressure plate for even safer handling. Ideal for the easy extraction from tight piles of slabs.

### Lifter: 50

- Load Capacity: 2646 lbs
- Height: 14"
- Claw Width: 0.6 - 2"
- External Clamping Jaw: 0.9"
- Weight: 44 lbs

### Lifter: 75

- Load Capacity: 2646 lbs
- Height: 16"
- Claw Width: 1.2-3"
- External Clamping Jaw: 0.9"
- Weight: 62 lbs

Part #	Description
8010223	Weha 50 Lifter
8010221	Weha 75 Lifter

## Weha SC750

- Automatic locking mechanism (when releasing the slab, the jaws will automatically lock)
- Exchangeable vulcanized pressure plates
- Swiveling suspension eye hook
- Load Capacity: 1653 lbs
- Depth: 7"
- Width: 19"
- Grab Range: 0.4-4.0"
- Weight: 44 lbs



Part #	Description
8161288	Weha SC750

## Weha R400 Slab Grab

Very manageable and light slab grab with small dimensions and galvanized surface. Jaws and other contact surfaces are completely rubber coated. A return spring keeps it in the vertical position. When the slab is being put down, a locking automatism (protected by law) substitutes the manual locking.



- Load Capacity: 882 lbs
- Min. Height: 11"
- Max. Height: 15"
- Claw Width: 0.79 - 3.15"
- Claw Surface: 6 x 4"
- Weight: 17.6 lbs

Part #	Description
8010202	Weha R400 Slab Grab

## Weha R400 Twin

Very manageable and light slab grab with small dimensions and galvanized surface. Especially suitable for fragile slabs. Jaws and other contact surfaces are completely rubber coated. A return spring keeps it in the vertical position. Locking automatism (protected by law) as R 400.


- Load Capacity: 1764 lbs
- Min. Height: 11"
- Max. Height: 15"
- Claw Width: 0.8 - 3"
- Claw Surface: 16 x 4"
- Weight: 46 lbs

Part #	Description
8010204	Weha R400 Twin



## Weha R1000 Plus

Reliable grab for the transfer and set up of monument slabs. A long clamping lever presses the jaw on the stone and guarantees max. work safety. Galvanized steel construction. Adjustable hanging eye for right balance.



- Load Capacity: 2205 lbs
- Min. Height: 15"
- Claw Width: 19"
- Weight: 71 lbs

Part #	Description
8010205	Weha R1000 Plus

**Important:** Carefully read the operating instructions.  
Do not use to lift waxed and frozen slabs.



## Weha R1000

Heavy-duty slab grab, very robust with galvanized surface. Jaws and other contact surfaces are completely rubber coated. A return spring keeps it in the vertical position. When the slab is being put down, a locking mechanism (patented) locks automatically.

- Load capacity: 2205 lbs
- Min. Height: 25"
- Max. Height: 32"
- Claw Width: 0.8 - 8"
- Claw Surface: 8 x 8"
- Weight: 46 lbs

Part #	Description
8010210	Weha R1000

**Important:** Carefully read the operating instructions.  
Do not use to lift waxed and frozen slabs.

## Weha R1000 Jumbo

For massive stone and smaller blocks of stone. With locking automatism. Perfect protection: jaws completely galvanized prevent scratches on the valuable materials. Additional protection is given by the rubber coating. With return springs on the jaws.



- Load Capacity: 2205 lb
- Min. Height: 25"
- Max. Height: 44"
- Claw Width 10 - 20"
- Claw Surface: 8 x 8"
- Weight: 93 lbs

Part #	Description
8010216	Weha R1000 Jumbo

**Important:** Carefully read the operating instructions.  
Do not use to lift waxed and frozen slabs.



## Weha R1500

Heavy-duty slab grab, very robust with galvanized surface. Jaws and other contact surfaces are completely rubber coated. A return spring keeps it in the vertical position. When the slab is being put down, a locking mechanism (patented) locks automatically.

- Load Capacity: 3307 lbs
- Min. Height: 25"
- Max. Height: 33"
- Claw Width: 0.8 - 10"
- Claw Surface: 8 x 7"
- Weight: 93 lbs

Part #	Description
8010215	Weha R1500

**Important:** Carefully read the operating instructions.  
Do not use to lift waxed and frozen slabs.





## Weha Riba 1

Light and manageable slab grab for vertical transport of slabs. A cable guide guaranties slab lowering without problem. Rubber coated jaws.

- Load Capacity: 1102 lbs
- Claw Width: 0 - 3"
- Min. Height: 12"
- Weight: 20 lbs



## Weha Riba 2

Mid-heavy slab grab for vertical transport of slabs. A cable guide guaranties slab lowering without problem. Rubber coated jaws.

- Load Capacity: 2646 lbs
- Claw Width: 0 - 6"
- Min. Height: 16"
- Weight: 49 lbs



## Weha Riba 3

Heavy slab grab for vertical transport of slabs. A cable guide guaranties slab lowering without problem. Rubber coated jaws.

- Load Capacity: 3087 lbs
- Min. Height: 20"
- Claw Width: 0 - 11"
- Weight: 64 lbs

Part #	Description
8010235	Weha Riba 1
8010240	Weha Riba 2
8010245	Weha Riba 3

*Important: Carefully read the operating instructions.  
Do not use to lift waxed and frozen slabs.*

# **weha** Vacuumlift-Technology

Prescribed safety-vacuum tank of aluminum material with all models (non-corrosive!)

Double acting hand pump for especially quick applications! (only the series EP!)

Acoustic warning apparatus (standard with series EP), optional with all models! Battery charger included

ALL models with multi-filter and water trap!  
Prevents the penetration of dust, moisture.  
Protects the pneumatic structural parts against premature wear.



## Design Range EP Operation via Hand Pump

### The Characteristics

These vacuum-lifters function completely independently from every energy source. The vacuum is generated by simple pumping of the pressure cylinder.

# The New Generation Vacuum Suction Pad



## Type UNI-PAD

- Simple, extremely fast changing of the vacuum-rubber seals
- Universally applicable for polished and for rough upper surfaces!
- Lower servicing costs and maintenance charges since the rubber seals are sold separately
- Increased safety


Multiple Vacuum Pads Available!  
...according to their respective requirements



Silicone Vacuum Pads for Engineered Stone




Type UNI-PAD for polished & rough upper surfaces



Standard Vacuum Pads in wear resisting design (steel core with vulcanized surface rubber)

## Weha EP300



- Load Capacity Horizontal: 661 lbs
- Load Capacity Vertical: 331 lbs
- Suction Plate: 21.3" x 6"
- Weight: 33 lbs

## Weha T300 Unipad



## Weha EP600 Unipad



- Load Capacity Horizontal: 1323 Lbs
- Load Capacity Vertical: 661 Lbs
- Suction Plate: 24" X 10"
- Weight: 40 Lbs

## Weha T600 Unipad



## Weha EP800 Unipad

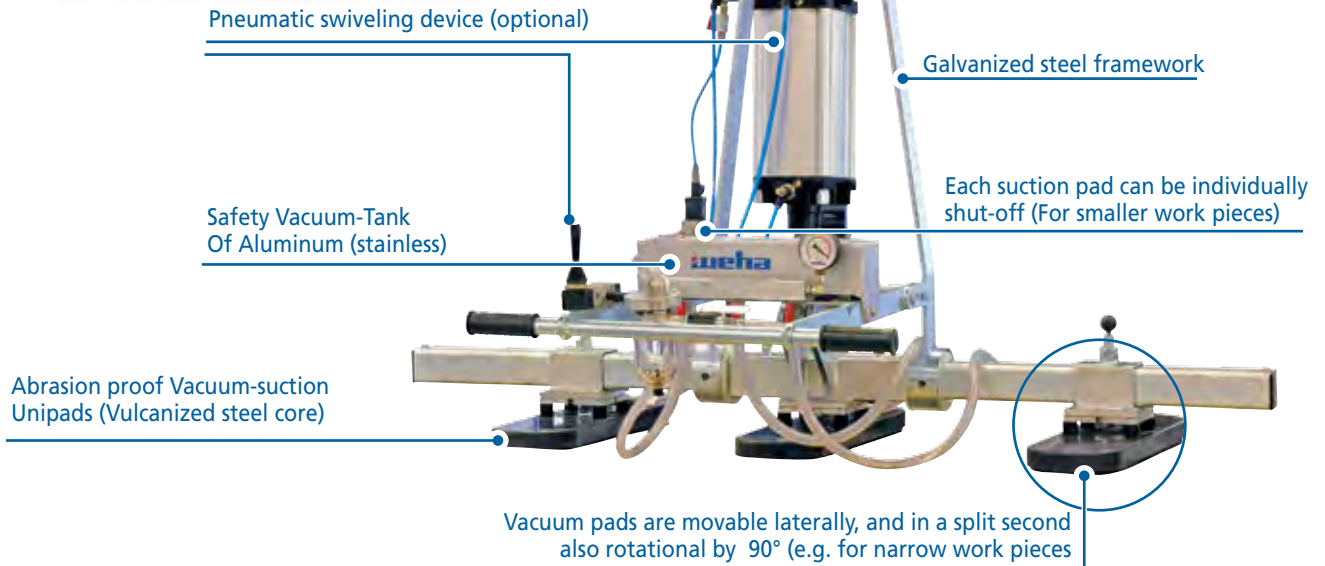
- Load Capacity Horizontal: 1764 lbs
- Load Capacity Vertical: 882 lbs
- Suction Plate: 28" x 12"
- Weight: 73 lbs



Part #	Description
8010293	EP300 Unipad Handpump and Air Connection
8010296	T300 Unipad Air only
8010297	EP600 Unipad Handpump and Air Connection
8010295	T600 Unipad Air only
118674	EP800 Unipad Handpump and Air Connection
118656	T800 Unipad Air only

**See Our Complete Line  
@ wehausea.com**

T900/450 Pneumatic Power Tilt  
Pictured

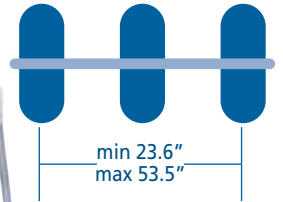


## Vacuum-Lifter 900/450

Operation via vacuum-pump, with electrical swiveling. Suction plates are individually lockable, laterally shifting & rotatable by 90°.


- Load Capacity Horizontal: 1984 lbs
- Load Capacity Vertical: 992 lbs
- Height without Power Tilt: 20.9"
- Height with Power Tilt: 39.4"
- 3 Suction Pads: Each: 21" X 6"
- Length of Crossrail: 59"
- Length of Operating Arm: 22.8"

AC900/450 Pictured



Part #	Description
8010336	T900/450 Unipad Pneumatic Power Tilt
8010298	T900/450 Unipad Manual Tilt
120970	AC900/450 AC Power Tilt
7209701M	AC900/450 Manual Tilt

## AP 1600/800 8SP Vacuum-Lifter



- 8 - 12" Vacuum-Suction Pads (individually shut-off)
- Quick adjustment of suction pads in length and cross direction
- Operation via an external Vacuum-Unit
- Galvanized frame construction
- Safety-vacuum tank of aluminum (rust free)

- Load Capacity Max Horizontal: 3527 lbs
- Load Capacity Max Vertical: 1764
- Length: 78"
- Width: 28"
- Weight: 143 lbs



Part #	Description
VD080493	AP 1600/800 8SP Manual Tilt
VD0804931P	AP 1600/800 8SP Pneumatic Power Tilt




## T 1500/750 SV

Suction plates are individually lockable, laterally shifting and rotatable by 90°

- Load Capacity Horizontal: 3307 lbs
- Load Capacity Vertical: 1654 lbs
- Height without Slewing Mechanism: 21
- Height with Slewing Mechanism: 39"
- 5 Suction Pads Each: 21.3" X 6"
- Length of Crossrail: 59"
- Length of Operating Arm: 23"
- Weight: 203 lbs



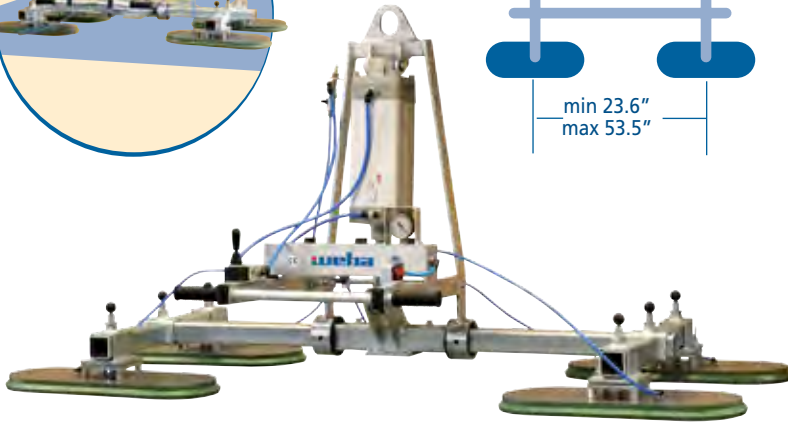
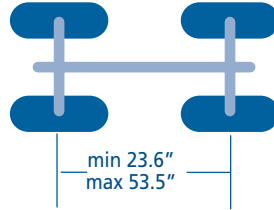
Part #	Description
117311	T 1500/750 Unipad with Pneumatic Power Tilt
1173111M	T 1500/750 Unipad with Manual Tilt



## T 1200/600 SV

Suction plates are individually lockable, laterally shifting and rotatable by 90°

- Load Capacity Horizontal: 2646 lbs
- Load Capacity Vertical: 1323 lbs
- Height without Slewing Mechanism: 20.9"
- Height with Slewing Mechanism: 39.4"
- 4 Suction Pads Each: 21.3" X 5.9"
- Length of Crossrail: 59"/27.6"
- Length of Operating Arm: 22.8"
- Weight: 203 lbs



Part #	Description
119084	T 1200/750 SV with Manual Tilt
120124	T 1200/750 SV with Pneumatic Power Tilt

## Vacuum Stand

- Safely stores the vacuum lifters
- Keeps vacuum pads off the floor
- Protects pads against damage
- Easy loading and unloading of vacuum lifter
- Made of galvanized steel
- 2 fixed and 1 swivel wheel for easy movement
- Accomodates all multi-pad Weha Vacuum Lifters


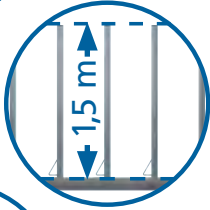


Part #	Description
8010108	Stand for Vacuum Lifter



# Weha Bison Slab Rack Set

## Stout Galvanized Steel Square Tubing Uprights

60" tall to reduce slab angle force



**Galvanized Steel - No Rust-Ever**




- New Angle set plate for correct slab placement
- Internal steel reinforcement for extra stability & strength.
- Set includes 2-10' bases and 16- 60" uprights

Part #	Description
8010601	Weha Bison Slab Rack Set

## Weha Cargo Slab Rack

- Load Capacity: 16 ton
- 10 - 60" uprights
- Set of 2 - 7.5' (90") base
- Each base has markings to indicate where slabs should set



Part #	Description
122820	Weha Cargo Slab Rack

## Weha Hinged Collapsible Container

Similar to Hinged Container but capable of being disassembled for space-saving and shipping costs.

- Length: 3'
- Width: 3'
- Height: 2'
- Weight: 348 lbs



*Pick up from top lever. Opens bottom.*



Part #	Description
8010154	Weha Hinged Collapsible Container

## Weha A-Frame Storage Rack (set of 2)

The Weha A-Frame Storage rack with crossbar will hold up to 12,000 lbs per side. 60" long x 60" wide x 58" high with 6" spread on top of A to store full slabs.


- Reinforced design, for stacking natural stone slabs on site
- Spread at top: 6"
- Length: 60"

Part #	Description
8020684	Weha A-Frame Storage Rack/Set of 2



## Back Splash Rollers

for the easy installation of full height back splashes



Ideal aid to the assembly of full height back splashes within the kitchen area. The lifting and transporting over the already laying kitchen sill slab is very laborious; and lead frequently to damages such as scratches or fractures. With the use of the roller guide rails, the work piece lets itself roll simply over the sill plates. In addition, shifting on the nylon rollers to the side is smooth and easy.

Gentle on the workers' back, backbone AND save time! The set contains three roller guide rails. Bottom areas coated with rubber so counter top does not get scratched. Nylon rollers permit easy running, robust, and rolls smoothly.

Part #	Description
8010613	Back Splash Rollers

## Weha Gloss Meter

The Weha Gloss Meter is a portable gloss meter designed to quickly and accurately measure the gloss, or shine of polished, flat surfaces. By measuring the reflective light, the Weha Gloss Meter will determine the accurate reflection, from the start of the polishing process, all the way through to the finished product. The Weha gloss meter can be used on practically any surface to determine its reflective light. The Weha Gloss Meter operates off of 4 AA batteries.



Part #	Description
118957	Weha Gloss Meter

Comes With:

- Reflection Plate
- Dry drop
- Battery Charger

- Gloss Meter
- 4-AA Batteries
- Carry Case
- Cleaning Cloth





# Weha Is Your Bush Hammer Headquarters

## F-Roller




## Stock-Master




## Blaster




Grit size 400



Grit size 800




Grit size 1400



Grit size 2000

## Granite-Master



Stock-Master 15



Stock-Master 30



Stock-Master 45



Roto-Moon 10



Blaster 400



Blaster 2000



Granite-Master 20




Granite-Master 30



Granite-Master 40



**Visit Us Online @  
www.wehaus.com**



***Soft Finish - Similar to Sand Blast***

***Medium Finish - Similar to Flame Finish***

***Rough Finish - Similar to Pits • From 4" to 17"***

***www.wehaus.com***

***Contact Us For Job Specific Applications***





## Work Apron Weha Clip

- With spring clip
- Without a carrier belt for maximum comfort at work
- Dimensions: 55" x 36"
- Color: White

Part #	Description
8152112	Work Apron Weha Clip



## Work Apron with Velcro PVC lining

- With practical Velcro pad for attachment of sanding pads
- High working comfort
- Dimensions: 34" x 48"
- Color: Black

Part #	Description
VD080388	Work Apron with Velcro PVC Lining

## Sleeve Protectors with Elastic Waist



- Made of rubberized fabric
- Hand accounts with a close-fitting elastic waistband
- With Velcro fastening on the upper arm pad
- Durable quality
- Length: 17.7"

Part #	Description
8152016	Sleeve Protectors with Elastic Waist

## Weha Slab Wedge



Part #	Description
122817	Weha Slab Wedge

## Professional Marker Set



- 6 graphite mine , 6 red, 6 yellow, 2 pens

Writes Through Standing Water

Part #	Description
4090160	Professional Marker Set

## Refill for Professional Marker Set



Part #	Description
4090155	Black Refill/Hardness HB/Pack of 5
4090156	Red Refill/Hardness HB/Pack of 5
4090157	Yellow Refill/Hardness HB/Pack of 5

## Frankfurt Plastic Shoe



Part #	Description
VD070045	Frankfurt Plastic Shoe

## Plastic Frankfurt Holder



Part #	Description
6190601	Left Holder
6190602	Right Holder



## Achilli TSA Portable Track Saw

### Track Rail Beam System Features & Designs

- Complete rubber lined track
- Rubber designed to prevent movement & scratches
- 1/8" thick solid galvanized steel rail beam
- Specifically engineered for zero deflection & strength

### Roller Bearing Rail System

- Same bearing system used on Achilli Bridge Saws
- Double roller bearings for smooth, accurate, stable movement down the beam
- Height adjustment & On/Off switch placed on top for easy access & use
- Cuts a full 1 1/2" (4cm) stone
- Water port adjustments on both sides of housing for 12",14" blades. Perfect water placement for whichever size blade is used



**Rigid, Strong, Interlocking Lock/Latch System**  
 Triple lock/latch to make perfect, tight joints •  
 Male/female inserts for extra strength •



### Technical Specifications

- 3 HP 220 V Single Phase Motor
- Motor Specs: 1700 RPM- 60hz
- Cutting Depth: up to 1 1/2" (40mm)
- Rails: 12' length-3-4' sections
- Accepts: 12",14" Blade
- Machine Weight: 103 lbs
- Track Rail Beams: 80 lbs total weight
- 127" length of cut



Part #	Description
14409	Achilli TSA Portable Track Saw



German designed-built to last

1408 Center Park Dr.  
Charlotte, NC 28217



Weha Xubi Pads  
Pg. 10



Weha Universal Stone  
Buggy Pg. 22



Weha Vacuum Brazed  
CNC Finger Bit  
Pg. 13




Bush Hammer  
Pg. 35 & 36



Weha EB Quad Turbo  
Blade - Premium  
Pg. 2



Weha EP800  
Pg. 30



AP 1600/800 \*SP  
Vacuum-Lifer  
Pg. 31

1408 Center Park Dr.  
Charlotte, NC 28217  
Toll Free: 1.877.315.4761  
Local: 704.940.0115  
Fax: 704.583.3166  
www.wehause.com  
email: info@wehause.com